



Course Selection Information



What Grade 9 students need to
know...

What do students need to graduate?

To obtain your Ontario Secondary Schools Diploma (OSSD), students must:

- 1) Successfully pass 30 credits (17 compulsory and 13 electives)
- 2) Complete the Provincial Literacy Requirement (Grade 10)
- 3) Complete 40 hours of Community Service
- 4) Complete 2 online learning credits (opt out available)



What courses are compulsory?

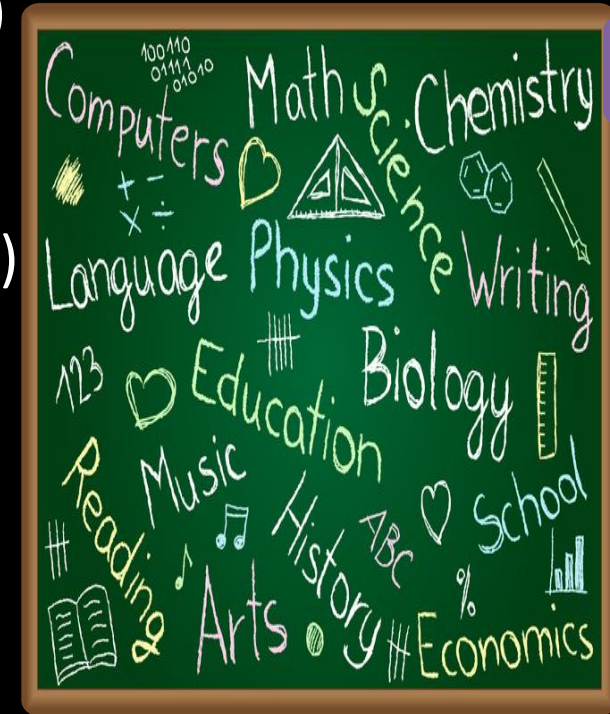
- 4 credits in English (1 credit per grade)
- 3 credits in Mathematics (1 credit in Grade 11 or 12)
- 2 credits in Science
- 1 credit in Technology (gr.9/10)
- 1 credit in Canadian History (10)
- 1 credit in Canadian Geography (9)
- 1 credit in the Arts
- 1 credit in Health and Physical Education
- 1 credit in French as a Second Language
- 0.5 credit in Career Studies
- 0.5 credit in Civics

Plus one
credit from
the **STEM**
related
course
group:

- **Business Studies**
- **Computer Studies**
- **Co-operative Education (grade 11/12)**
- **Mathematics (in addition to the 3 compulsory credits)**
- **Science (in addition to the 2 compulsory credits)**
- **Technological Education (in addition to the grade 9/10 compulsory credit required)**

What courses will I need in grade 10?

- English (applied, academic, locally developed)
- Religion (open)
- Math (applied, academic, locally developed)
- Science (applied, academic, locally developed)
- History (applied, academic, locally developed)
- Civics and Career Studies (half credit courses – open)
- Plus 2 Elective courses (do you have your phys.ed, art & technology course done)?



How do I make my course level decisions for grade 10?

- 1) The level of study you choose should be based on previous courses. Do you have the pre-requisite?
 - 2) Where do you see yourself immediately after grade 12? Which pathway are you headed towards (apprenticeship, college, community, university or work)?
 - 3) Reflect on your grade 9 year. How's it going? How do you learn best?
 - 4) What are your work habits like?
 - 5) What is your attendance like?
-



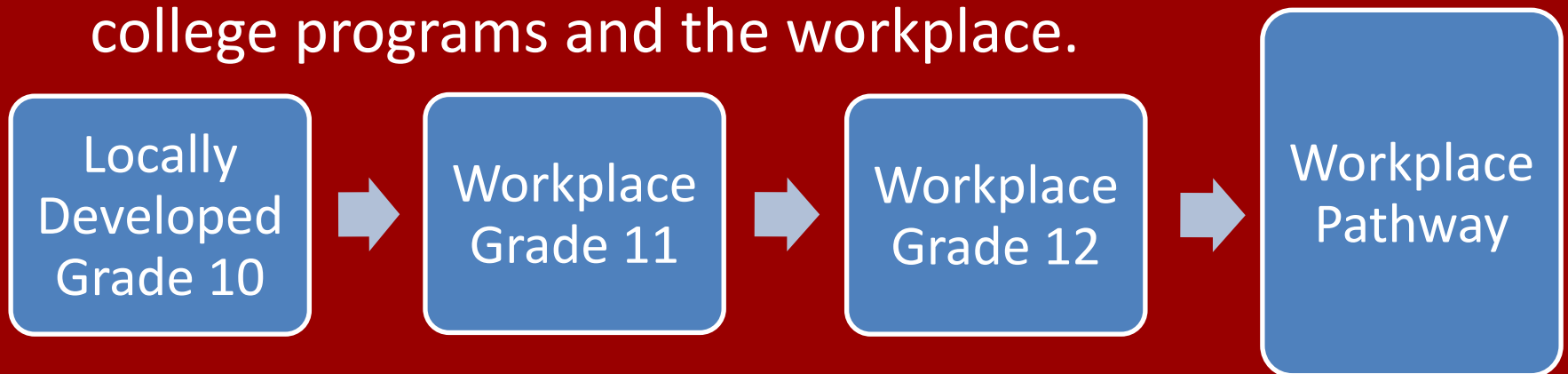
This Photo by Unknown Author is licensed under [CC BY-SA](#)



This Photo by Unknown Author is licensed under [CC BY-NC](#)

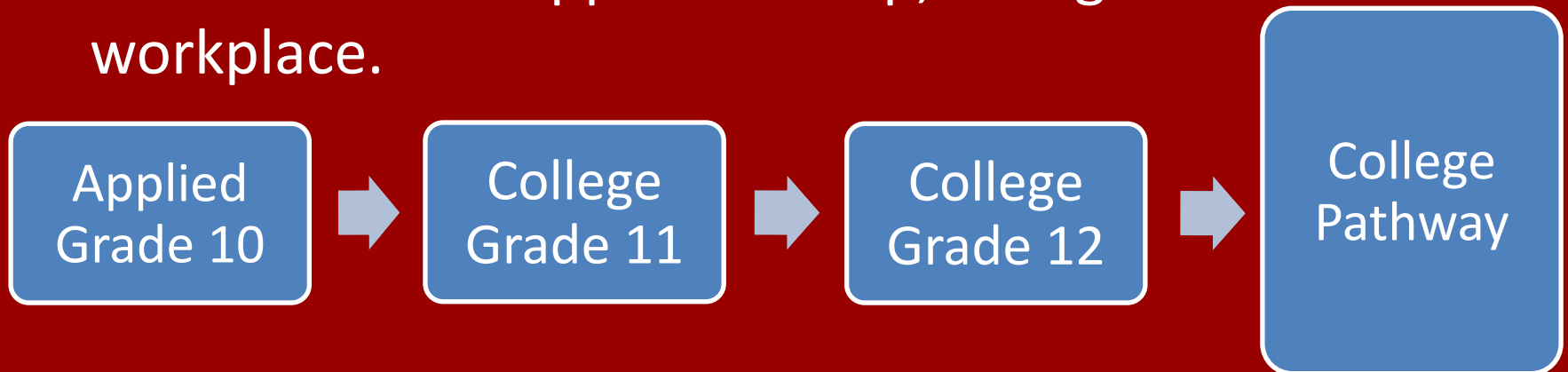
Locally Developed Courses

- Offered in English, Math, Science, History (not all classes must be the same level).
- Designed to focus on core knowledge and skills to meet individual needs.
- Student must be on an IEP
- Class size is smaller, more individualized attention.
- Courses lead to apprenticeship, some foundational college programs and the workplace.



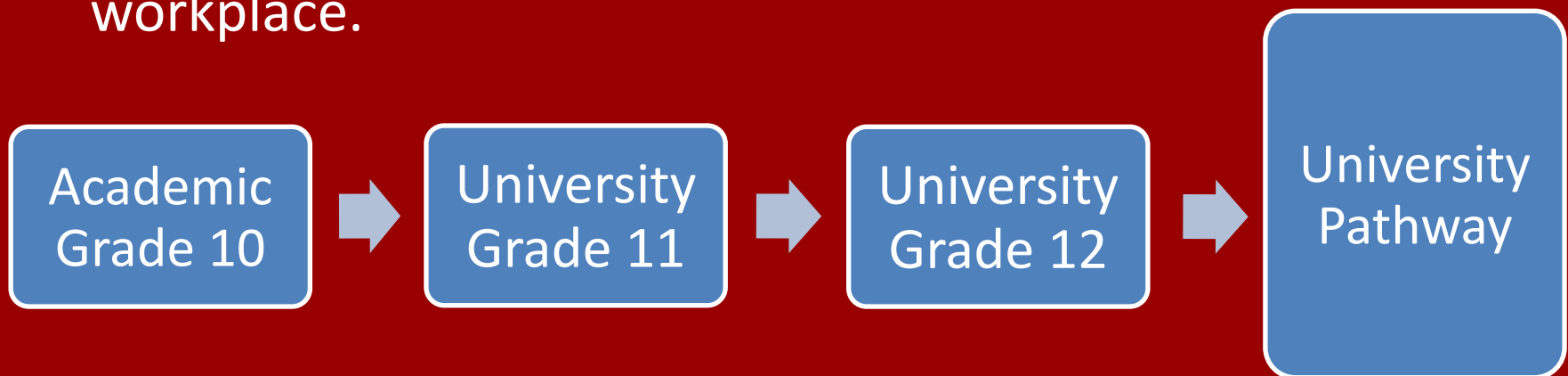
Applied Level Courses

- Offered in English, Math, Science, History (not all classes must be the same level).
- Courses focus on key concepts of a subject.
- Real-life situations will be used to illustrate ideas; students will be given more opportunities to experience practical, hands-on application of concepts.
- Courses lead to apprenticeship, college or the workplace.



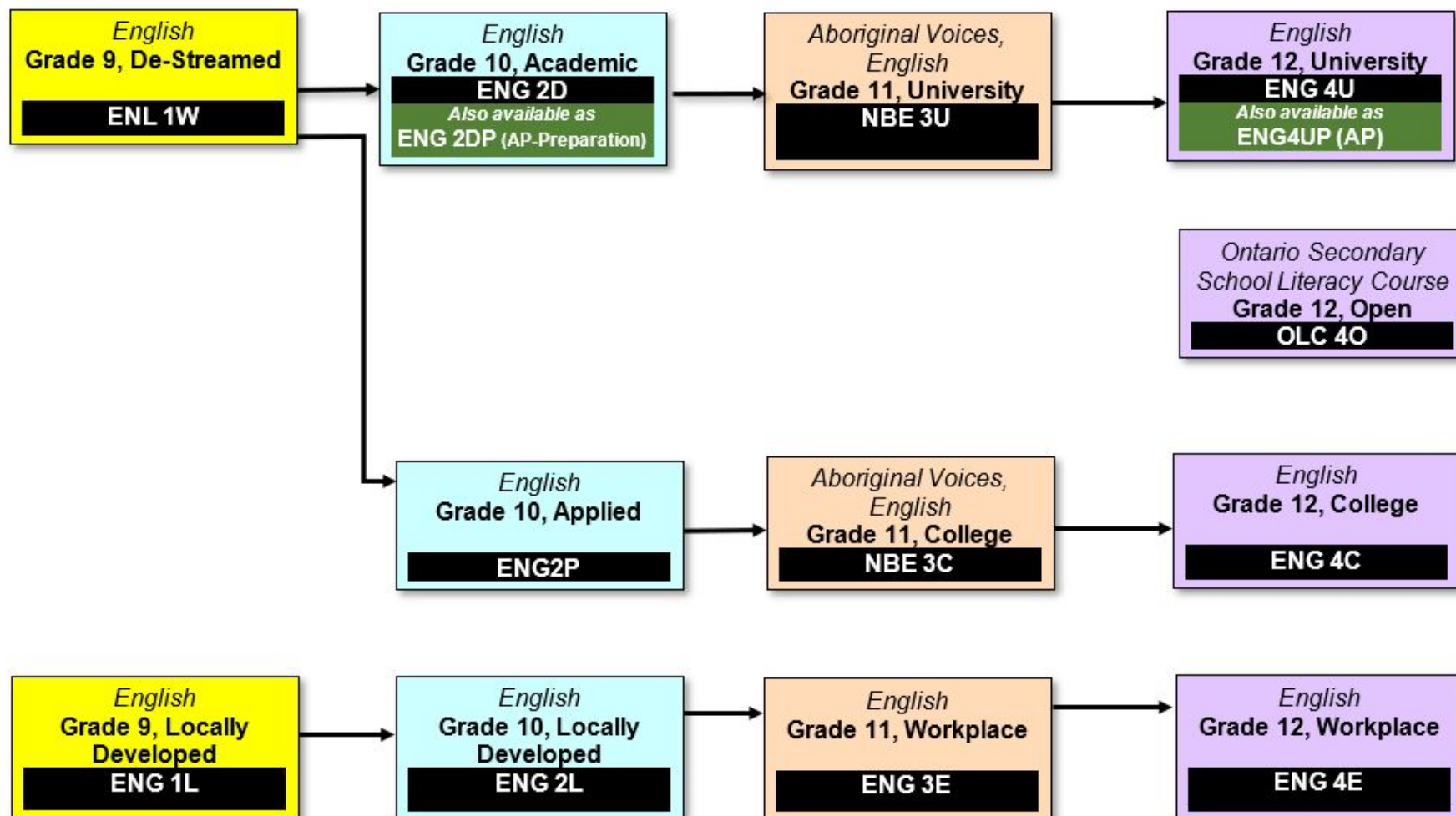
Academic Level Courses

- Offered in English, Math, Science, History (not all classes must be the same level).
- Courses focus on key concepts of a subject and explore related subjects too.
- Emphasize theoretical, abstract applications of the key concepts while incorporating practical applications.
- Class sizes are larger; independent work habits are a must.
- Courses lead to apprenticeship, college, university or the workplace.



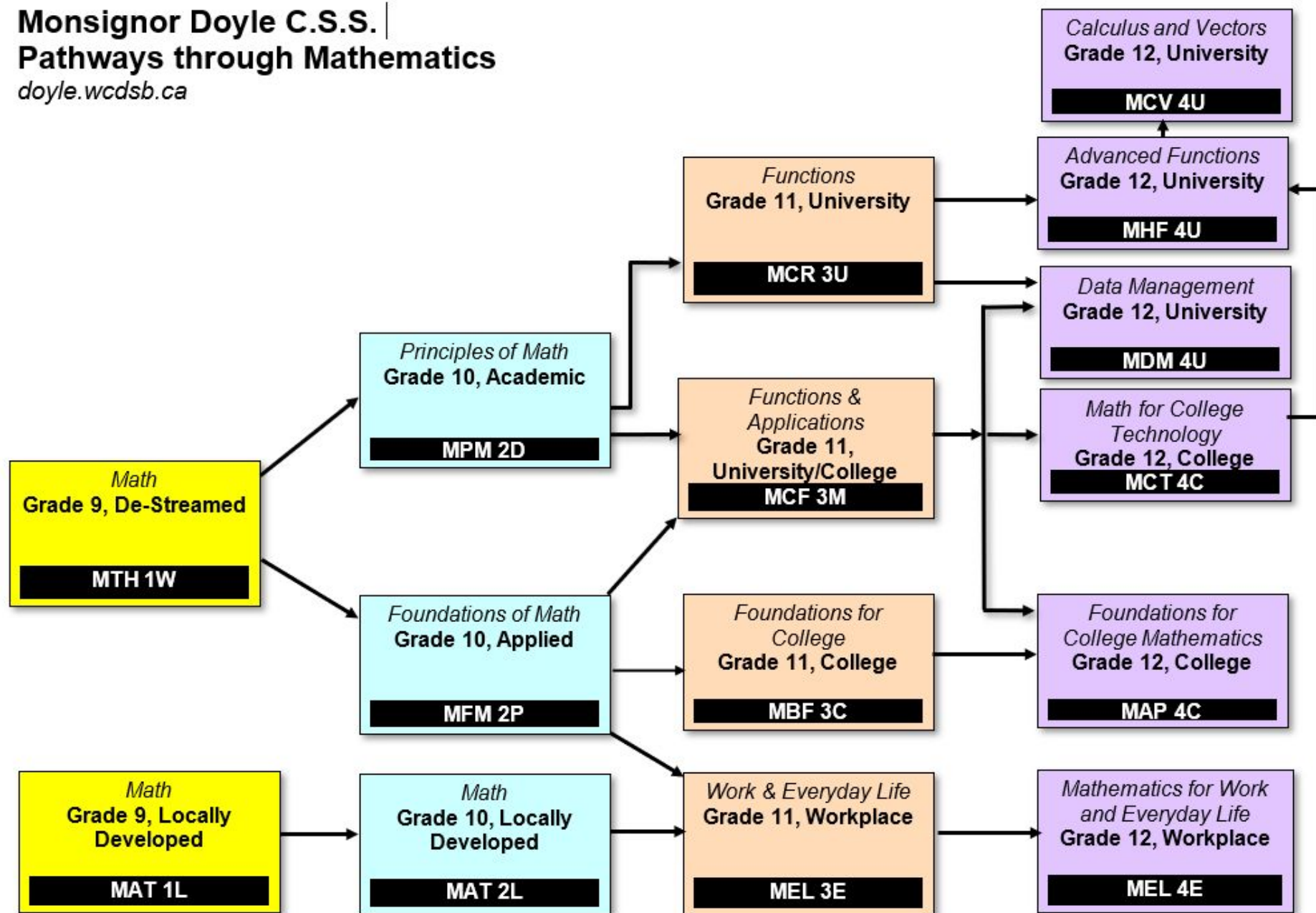
Monsignor Doyle C.S.S. Pathways through English

doyle.wcdsb.ca



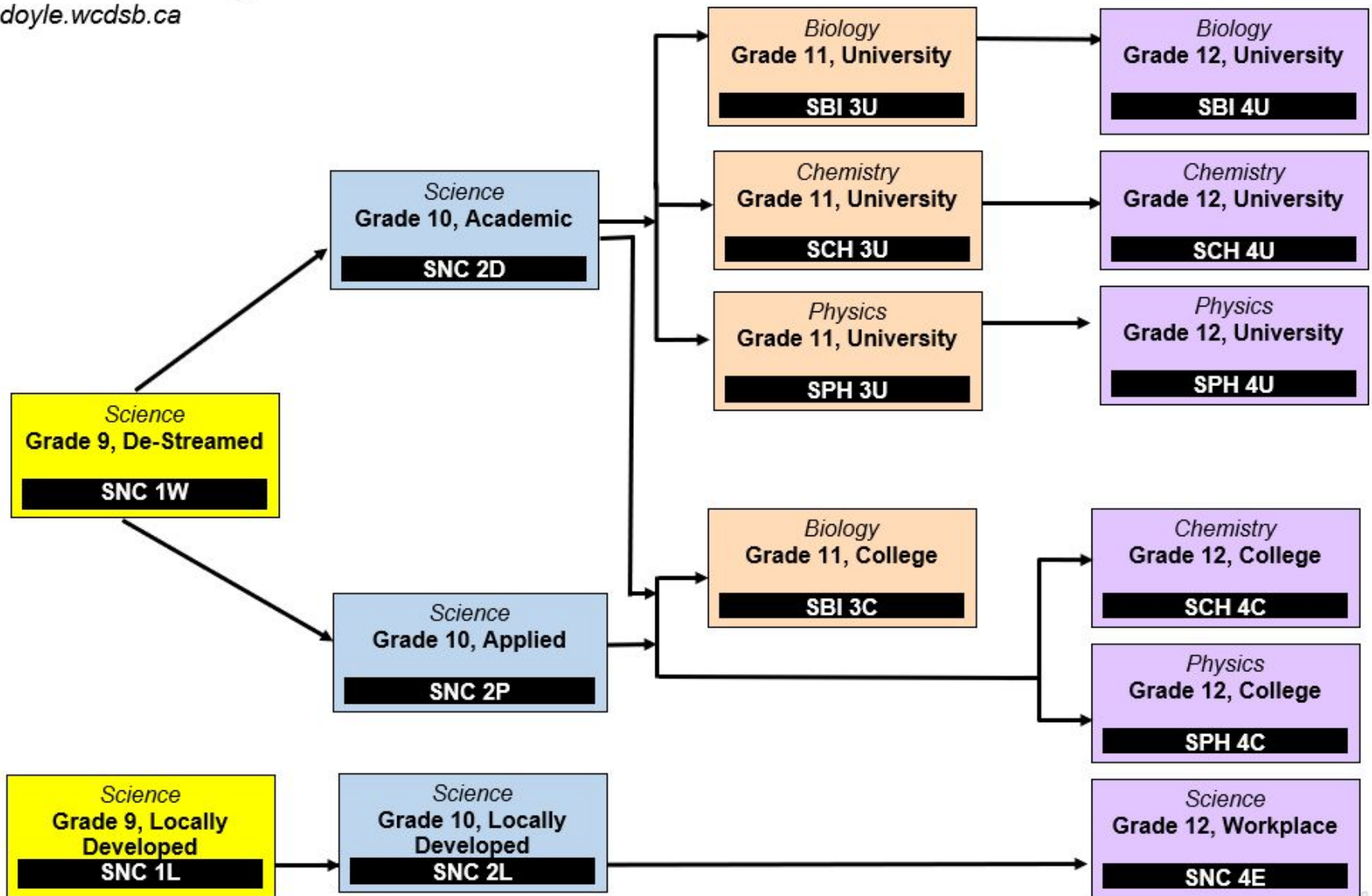
Monsignor Doyle C.S.S. |
Pathways through Mathematics

doyle.wcdsb.ca



Monsignor Doyle C.S.S. Pathways through Science

doyle.wcdsb.ca



Decision Making Time....

- Talk to parents/guardians about course choices for your future pathway options
- Reflect on semester 1 and build for success for grade 10
- Keep in mind how you learn best (ie. Hands on or theoretical learning)
- Work habits are the most important piece of course selection; attendance, commitment to homework and extra help after school or lunch are key to decision making.

Monsignor Doyle Guidance Page

□ Top tab GUIDANCE

□ Side tab COURSE SELECTION

<https://doyle.wcdsb.ca/student-services/guidance/monsignor-doyle-css-course-selections/>

Course Selections

Home / Student Services / Guidance / Course Selections

Guidance

Course Change Requests

Find a Counsellor/Book an appointment

Why See Guidance

Community Involvement Requirements & Information

Course Selections

School and Community Supports

Pathways

Scholarships/OSAP

Applying Post Secondary

Future Mustangs

Have you Done Yours?

Due on March 1st 2024

46 Days

04 Hrs

40 Min

01 Sec



Graduation Requirements



Course Calendar



myBlueprint Instructions



myBlueprint Website

For the 2024-25 Course Offerings Summary Document – **CLICK HERE**

The information below is meant to help parents and students make informed choices. Please feel free to contact the guidance staff if you have any more questions.



myBlueprint

Go to www.myBlueprint.ca

Or MyApps on the WCDSB website to begin your course selections



My Applications

Log In

Sign Up



Welcome Back

School Account Log In

**CLICK
HERE**



STEP 2: From the Dashboard, click on **Plan Courses**

Home

[Dashboard](#) [Tasks](#) [Class Activities](#) [Goals](#) [Portfolios](#)

Complete your IPP Tasks

Individual Pathways Plan (IPP) Tasks help you plan your education and career while earning points for prize draws.

[View All Tasks](#) [Show Prizes](#)

High School • Plan

Plan Courses for Grade 10

100 points

High School Progress


Official High School Plan
28 credits until graduation

Course Selection is now open!

Not Submitted
Not returning next year?

[Plan Courses](#)

WHO AM I
Discover yourself
Who Am I surveys help you discover your learning and personality style, interests, and more



STEP 3: Add courses to your High School Plan.

Click on **+ Course** to select from courses at your school.

Official High School Plan Course Calendar View Plans

✖ Your courses are **Not Submitted**

1 Step 1 Add Courses
2 Step 2 Review Courses
3 Step 3 Submit Courses
Review Course Selections

Grade 9 Next Year	Grade 10 Plan Ahead	Grade 11 Plan Ahead	Grade 12 Plan Ahead
+ English	+ English	+ English	+ English
+ Mathematics	+ Mathematics	+ Mathematics	+ Course
+ Science	+ Science	+ Course	+ Course
+ Geography	+ History	+ Course	+ Course
+ Arts	+ Civics	+ Course	+ Course
+ Health and Physical ...	+ Careers	+ Course	+ Course
+ Course	+ Course	+ Course	
+ Course	+ Course	+ Course	

Graduation Indicator

Planned 0
 Earned 0
 Required 0/30
 Total Credits 0

View Progress

Pathway Eligibility

Apprenticeship 0
 College 0
 University 0
 Workplace 0

STEP 4: Click on **Review Course Selections** to review your chosen courses

Official High School Plan
Course Calendar
View Plans

✖ Your courses are **Not Submitted**

1 **Step 1**
Add Courses

2 **Step 2**
Review Courses

3 **Step 3**
Submit Courses

[Review Course Selections](#)

Grade 9 Next Year	Grade 10 Plan Ahead	Grade 11 Plan Ahead	Grade 12 Plan Ahead
English <small>ENGLD1 • 1 Credit</small>	+ English	+ English	+ English
Foundations of Mathe... <small>MFMI1P1 • 1 Credit</small>	+ Mathematics	+ Mathematics	+ Course
Science <small>SNC1D1 • 1 Credit</small>	+ Science	+ Course	+ Course
Learning Strategies I - ... <small>GLS1O1 • 1 Credit</small>	+ History	+ Course	+ Course
Dance <small>ATC1O1 • 1 Credit</small>	+ Civics	+ Course	+ Course
Healthy Active Living ... <small>PPL1OM • 1 Credit</small>	+ Careers	+ Course	+ Course
Food and Nutrition <small>HFNI1O1 • 1 Credit</small>	+ Course	+ Course	
Issues in Canadian Ge... <small>CGC1D1 • 1 Credit</small>	+ Course	+ Course	

Graduation Indicator

Planned 8

Earned 0

Required 8/30

Total Credits 8

View Progress

Pathway Eligibility

Apprenticeship 2

College 0

University 0

Workplace 0

STEP 5: Click **Submit Course Selections** to submit courses to your school

Review Courses

Review your course selections before submitting. Once submitted, you can no longer make changes in myBlueprint.

Step 1 Add Courses Step 2 **Review Courses** Step 3 Submit Courses

Submit Course Selections

1 Review Course Selections

<input checked="" type="checkbox"/>	ENG1D1 English	No Issues
<input checked="" type="checkbox"/>	MFM1P1 Foundations of Mathematics	No Issues
<input checked="" type="checkbox"/>	SNC1D1 Science	No Issues
<input checked="" type="checkbox"/>	GLS1O1 Learning Strategies I - Skills for Success in Secondary School	No Issues
<input checked="" type="checkbox"/>	ATC1O1 Dance	No Issues
<input checked="" type="checkbox"/>	PPL1OM Healthy Active Living Education	No Issues
<input checked="" type="checkbox"/>	HFN1O1 Food and Nutrition	No Issues


Scroll to the bottom to add comments

2 Add Comments (Optional)


Add Comments

STEP 6: Click **Send Approval Email** to send your course requests to parent/guardian to approve them.

Submission Details

 Email your parent/guardian so that they may confirm your selections

1 Step 1
Add Courses **2** Step 2
Review Courses **3** Step 3
Submit Courses

[Send Approval Email](#) 

Success

Your course selections have been submitted to your Counsellor for review. Please print the Sign-Off Sheet and return the signed copy to your school.

Note: Speak to your Counsellor to discuss any changes that you wish to make to your Course Selections

[Back to High School](#)

STEP 7: You must enter your parent/guardian email address when prompted. Your courses will not be submitted for approval by your guidance counsellor until your parent/guardian has approved your choices.

Submission Details

! Email your parent/guardian so that they may confirm your selections

1 Step 1
Add Courses

Success

Your course selections have been saved. A copy will be emailed to your school.

Note: Speak to your Counsellor for more information.

Back to High School

Approval Email

Parent/Guardian Approval

Please add a parent or guardian email below for us to share your course selection. Your parent/guardian will be asked to approve your course selections.

Parent/Guardian Email


Send Approval Email

(Optional) Step 8: Students can also choose to print a copy of their course selections to be signed by a parent/guardian and submitted to guidance.

Submission Details

! Email your parent/guardian so that they may confirm your selections

1 Step 1 Add Courses 2 Step 2 Review Courses 3 Step 3 Submit Courses

Send Approval Email 

Success

Your course selections have been submitted to your Counsellor for review. Please print the Sign-Off Sheet and return the signed copy to your school.

Note: Speak to your Counsellor to discuss any changes that you wish to make to your Course Selections

Back to High School

Course Selections must be completed by:

March 1st

