



# Course Selection Information



What Grade 9 students need to  
know...

# What do students need to graduate?

To obtain your Ontario Secondary Schools Diploma (OSSD), students must:

- 1) Successfully pass 30 credits (18 compulsory and 12 electives)
- 2) Complete the Provincial Literacy Requirement (Grade 10)
- 3) Complete 40 hours of Community Service
- 4) Complete 2 online learning credits (opt out available)



# What courses are compulsory?

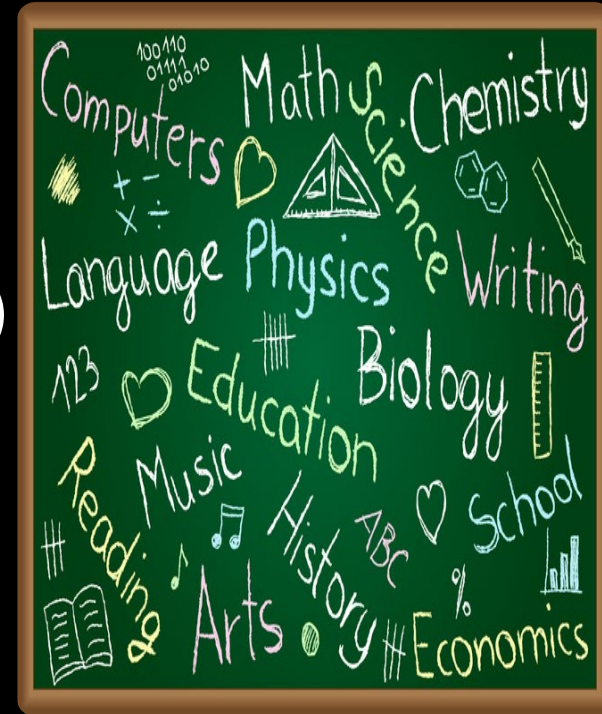
- 4 credits in English (1 credit per grade)
- 3 credits in Mathematics (1 credit in Grade 11 or 12)
- 2 credits in Science
- 1 credit in Canadian History
- 1 credit in Canadian Geography
- 1 credit in the Arts
- 1 credit in Health and Physical Education
- 1 credit in French as a Second Language
- 0.5 credit in Career Studies
- 0.5 credit in Civics

Plus one  
credit from  
each of the  
following  
groups:

- **GROUP 1:** additional credit in English, or French as a second language,\*\* or a Native language, or a classical or an international language, or social sciences and the humanities, or Canadian and world studies, or guidance and career education, or cooperative education\*\*\*
- **GROUP 2:** additional credit in health and physical education, or the arts, or business studies, or French as a second language,\*\* or cooperative education\*\*\*
- **GROUP 3:** additional credit in science (Grade 11 or 12), or technological education, or French as a second language,\*\* or computer studies, or cooperative education\*\*\*

# What courses will I need in grade 10?

- English (applied, academic, locally developed)
- Religion (open)
- Math (applied, academic, locally developed)
- Science (applied, academic, locally developed)
- History (applied, academic, locally developed)
- Civics and Career Studies  
(half credit courses – open)
- Plus 2 Elective courses (do you have your phys.ed and art course done)?





# How do I make my course level decisions for grade 10?

---

- 1) The level of study you choose should be based on previous courses. Do you have the pre-requisite?
  - 2) Where do you see yourself immediately after grade 12? Which pathway are you headed towards (apprenticeship, college, community, university or work)?
  - 3) Reflect on your grade 9 year. How's it going? How do you learn best?
  - 4) What are your work habits like?
  - 5) What is your attendance like?
- 



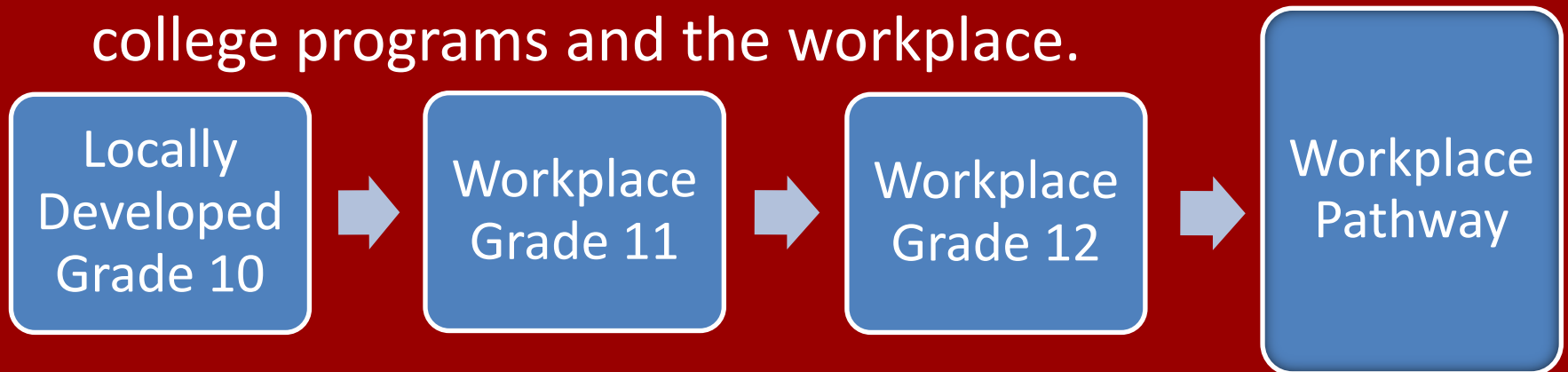
This Photo by Unknown Author is licensed under [CC BY-SA](#)



This Photo by Unknown Author is licensed under [CC BY-NC](#)

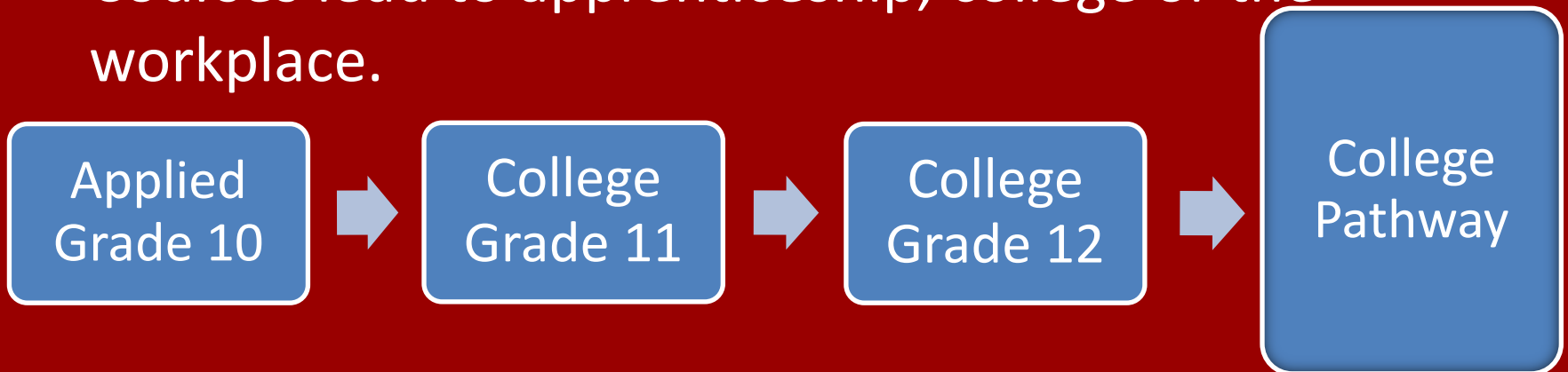
# Locally Developed Courses

- Offered in English, Math, Science, History (not all classes must be the same level).
- Designed to focus on core knowledge and skills to meet individual needs.
- Student must be on an IEP
- Class size is smaller, more individualized attention.
- Courses lead to apprenticeship, some foundational college programs and the workplace.



# Applied Level Courses

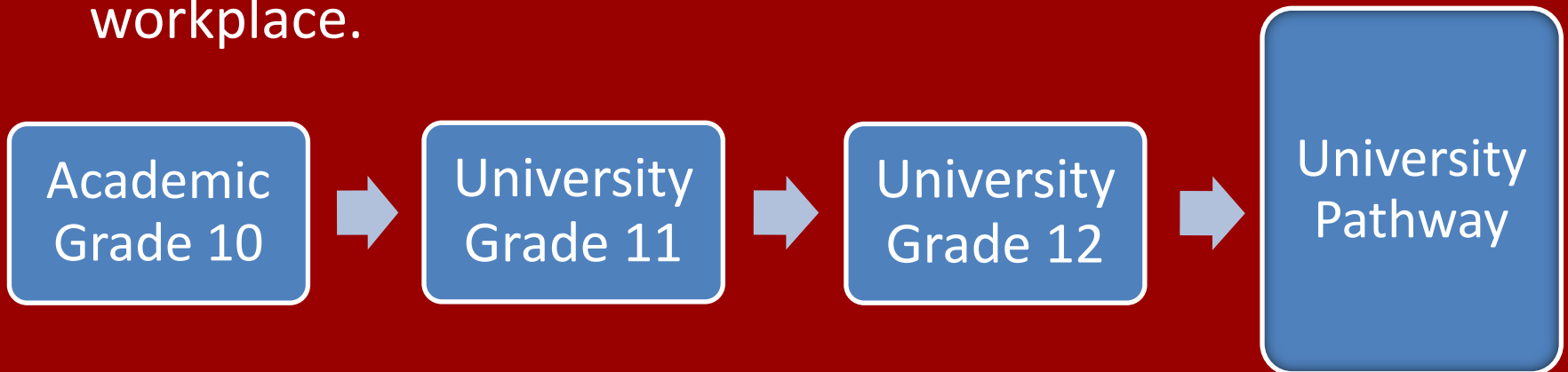
- Offered in English, Math, Science, History (not all classes must be the same level).
- Courses focus on key concepts of a subject.
- Real-life situations will be used to illustrate ideas; students will be given more opportunities to experience practical, hands-on application of concepts.
- Courses lead to apprenticeship, college or the workplace.



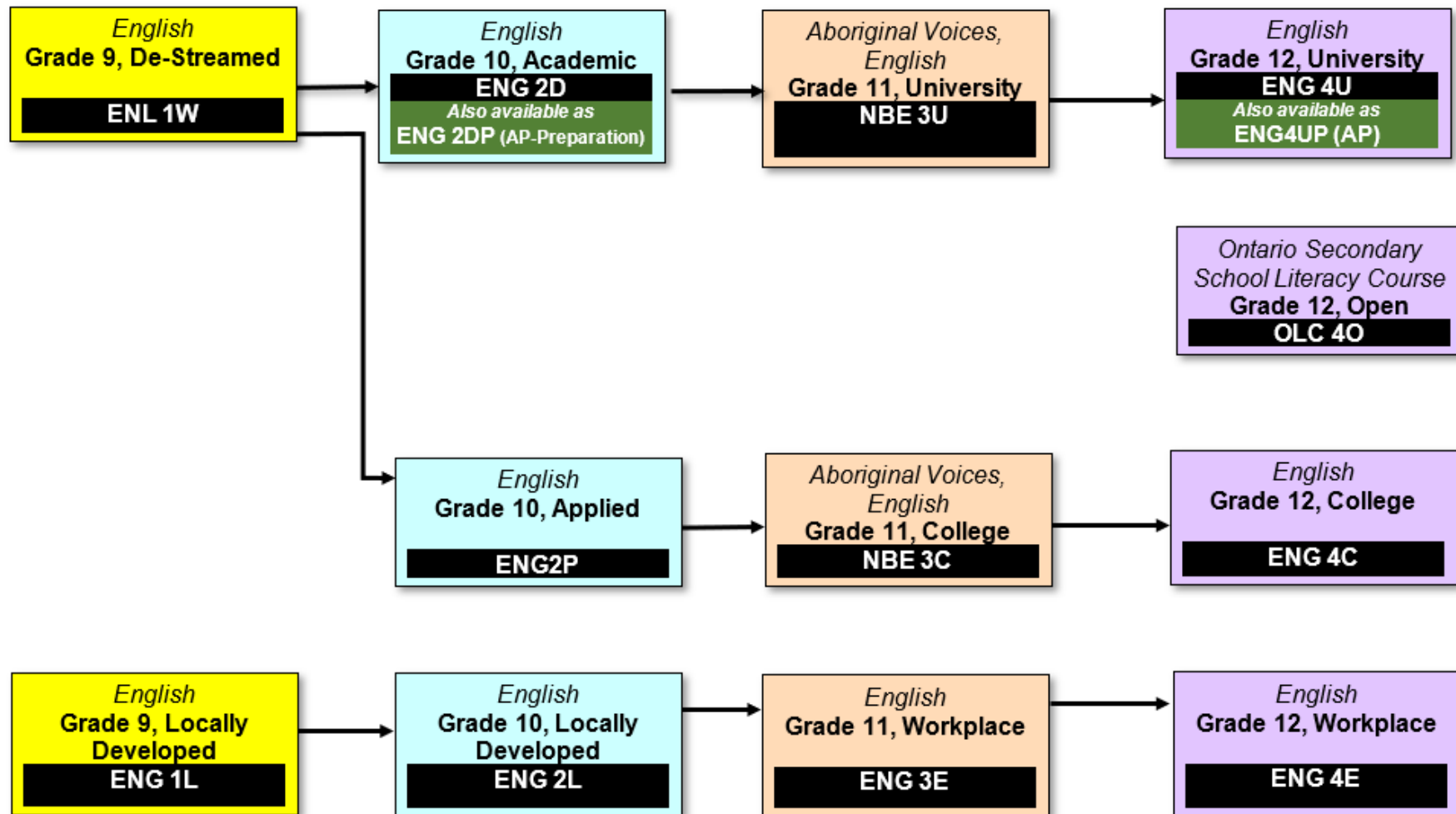


# Academic Level Courses

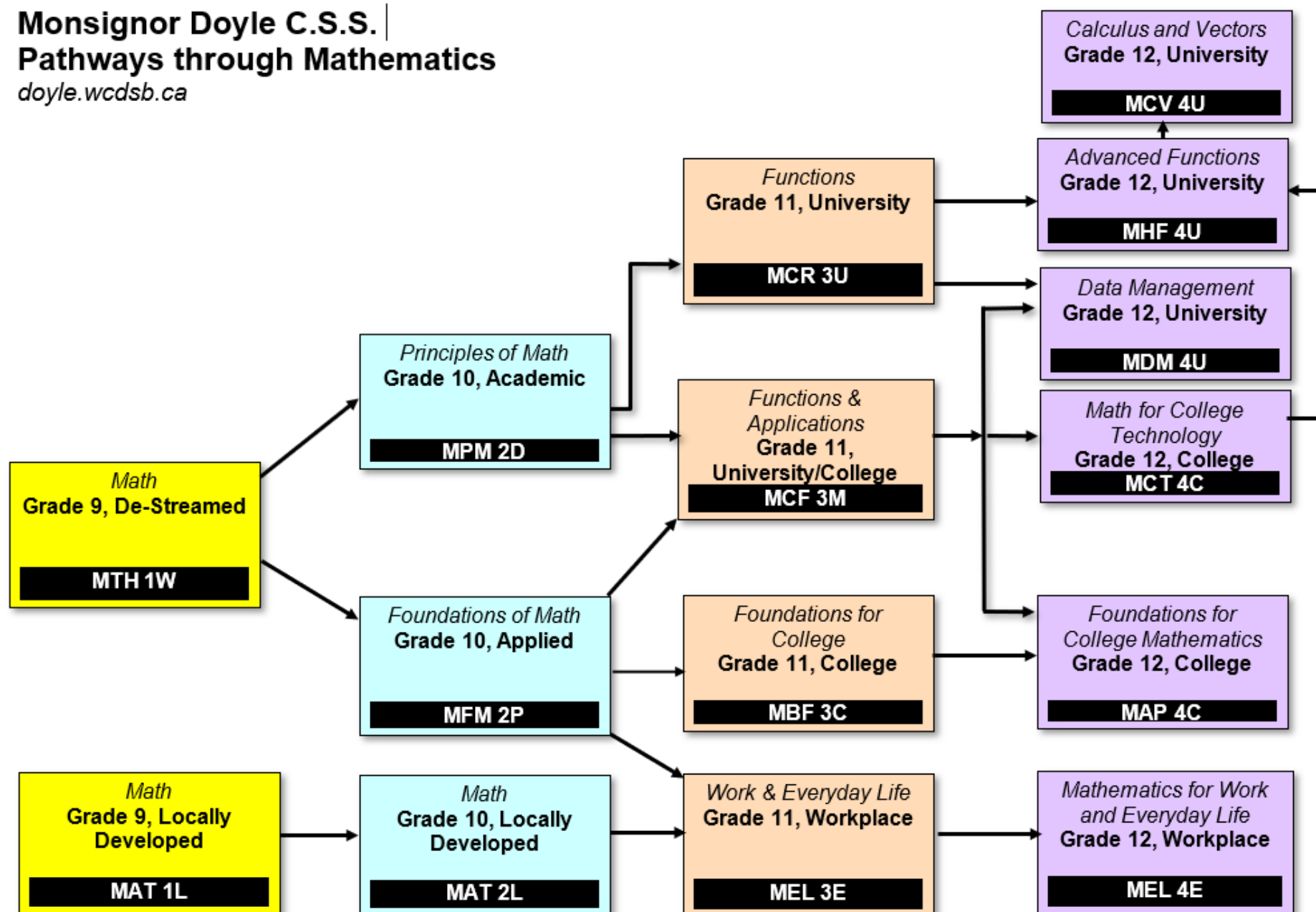
- Offered in English, Math, Science, History (not all classes must be the same level).
- Courses focus on key concepts of a subject and explore related subjects too.
- Emphasize theoretical, abstract applications of the key concepts while incorporating practical applications.
- Class sizes are larger; independent work habits are a must.
- Courses lead to apprenticeship, college, university or the workplace.



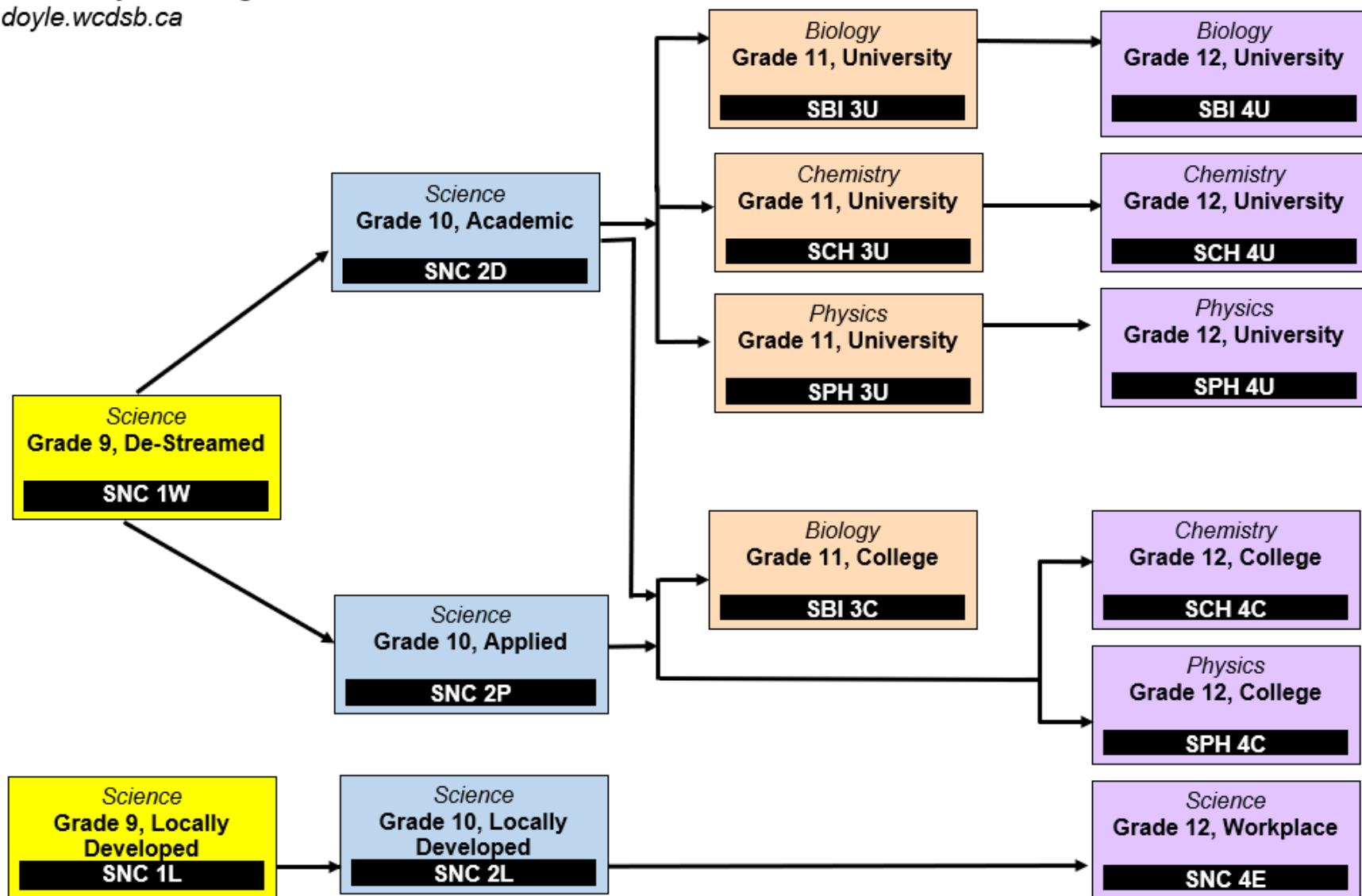
**Monsignor Doyle C.S.S.**  
**Pathways through English**  
*doyle.wcdsb.ca*



**Monsignor Doyle C.S.S. |**  
**Pathways through Mathematics**  
*doyle.wcdsb.ca*



**Monsignor Doyle C.S.S.**  
Pathways through Science  
*doyle.wcdsb.ca*



# Decision Making Time....

- Talk to parents/guardians about course choices for your future pathway options
- Reflect on semester 1 and build for success for grade 10
- Keep in mind how you learn best (ie. Hands on or theoretical learning)
- Work habits are the most important piece of course selection; commitment to homework and extra help after school or lunch are key to decision making.

# Monsignor Doyle Guidance Page

➤ Top tab GUIDANCE

➤ Side tab COURSE SELECTION

<https://doyle.wcdsb.ca/student-services/guidance/monsignor-doyle-css-course-selections/>

## Course Selections

[Home](#) / [Student Services](#) / [Guidance](#) / [Course Selections](#)

### Guidance

Course Change Requests

Find a Counsellor/Book an appointment

Why See Guidance

Community Involvement  
Requirements & Information

Course Selections

School and Community  
Supports

Pathways

Scholarships/OSAP

Applying Post Secondary

Future Mustangs

Have you Done Yours?

**Due on March 1st 2024**

46 Days

04 Hrs

40 Min

01 Sec



**Graduation  
Requirements**



**Course  
Calendar**



**myBlueprint  
Instructions**



**myBlueprint  
Website**

For the 2024-25 Course Offerings Summary Document – [CLICK HERE](#)

The information below is meant to help parents and students make informed choices. Please feel free to contact the guidance staff if you have any more questions.





**myBlueprint**

Go to [www.myBlueprint.ca](http://www.myBlueprint.ca)

**Or MyApps on the WCDSB website to begin your course selections**



**My Applications**

Log In

Sign Up



# Welcome Back

**CLICK  
HERE**

School Account Log In



## STEP 2: From the Dashboard, click on **Plan Courses**

### Home

[Dashboard](#) [Tasks](#) [Class Activities](#) [Goals](#) [Portfolios](#)

### Complete your IPP Tasks

Individual Pathways Plan (IPP) Tasks help you plan your education and career while earning points for prize draws.

[View All Tasks](#)

[Show Prizes](#)

High School • Plan

### Plan Courses for Grade 10

100 points

High School Progress

#### Official High School Plan

28 credits until graduation



### Course Selection is now open!

**Not Submitted**

Not returning next year?



[Plan Courses](#)

#### WHO AM I

### Discover yourself

Who Am I surveys help you discover your learning and personality style, interests, and more



## STEP 3: Add courses to your High School Plan.

**Click on + Course to select from courses at your school.**

Official High School Plan

[Course Calendar](#)
[View Plans](#)

Graduation Indicator

Planned 0

Earned 0

Required 0/30

Total Credits 0

View Progress

×

Your courses are **Not Submitted**

1 Step 1

Add Courses

2 Step 2

Review Courses

3 Step 3

Submit Courses

Review Course Selections

Grade 9

Next Year

English

Mathematics

Science

Geography

Arts

Health and Physical ...

Course

Course

Grade 10

Plan Ahead

English

Mathematics

Science

History

Civics

Careers

Course

Course

Grade 11

Plan Ahead

English

Mathematics

Course

Course

Course

Course

Course

Course

Grade 12

Plan Ahead

English

Course

Course

Course

Course

Course

→

Pathway Eligibility

Apprenticeship 0

College 0

University 0

Workplace 0

# STEP 4: Click on **Review Course Selections** to review your chosen courses

Official High School Plan
Course Calendar
View Plans

✖ Your courses are **Not Submitted**

1 Step 1  
Add Courses

2 Step 2  
Review Courses

3 Step 3  
Submit Courses

Review Course Selections

Grade 9 Next Year	Grade 10 Plan Ahead	Grade 11 Plan Ahead	Grade 12 Plan Ahead
<b>English</b> <small>ENG1D1 • 1 Credit</small>	+ English	+ English	+ English
<b>Foundations of Mathe...</b> <small>MF1M1P1 • 1 Credit</small>	+ Mathematics	+ Mathematics	+ Course
<b>Science</b> <small>SNC1D1 • 1 Credit</small>	+ Science	+ Course	+ Course
<b>Learning Strategies I - ...</b> <small>GLS1O1 • 1 Credit</small>	+ History	+ Course	+ Course
<b>Dance</b> <small>ATC1O1 • 1 Credit</small>	+ Civics	+ Course	+ Course
<b>Healthy Active Living ...</b> <small>PPL1OM • 1 Credit</small>	+ Careers	+ Course	+ Course
<b>Food and Nutrition</b> <small>HF1N1O1 • 1 Credit</small>	+ Course	+ Course	
<b>Issues in Canadian Ge...</b> <small>CGC1D1 • 1 Credit</small>	+ Course	+ Course	

Planned ————— 8  
Earned ————— 0  
Required ————— 8/30  
Total Credits ————— 8

View Progress

**Pathway Eligibility**

Apprenticeship ————— 2  
College ————— 0  
University ————— 0  
Workplace ————— 0

# STEP 5: Click **Submit Course Selections** to submit courses to your school

## Review Courses

! Review your course selections before submitting. Once submitted, you can no longer make changes in myBlueprint.

Step 1 Add Courses   Step 2 Review Courses   Step 3 Submit Courses

**Submit Course Selections**

### 1 Review Course Selections

<input checked="" type="checkbox"/>	ENG1D1 English	No Issues
<input checked="" type="checkbox"/>	MF1P1 Foundations of Mathematics	No Issues
<input checked="" type="checkbox"/>	SNC1D1 Science	No Issues
<input checked="" type="checkbox"/>	GLS1O1 Learning Strategies I - Skills for Success in Secondary School	No Issues
<input checked="" type="checkbox"/>	ATC1O1 Dance	No Issues
<input checked="" type="checkbox"/>	PPL1OM Healthy Active Living Education	No Issues
<input checked="" type="checkbox"/>	HFN1O1 Food and Nutrition	No Issues

Scroll to the bottom to add comments

### 2 Add Comments (Optional)



## STEP 6: Click **Send Approval Email** to send your course requests to parent/guardian to approve them.


### Submission Details

! Email your parent/guardian so that they may confirm your selections

1 Step 1  
Add Courses

2 Step 2  
Review Courses

3 Step 3  
Submit Courses

Send Approval Email 

### Success

Your course selections have been submitted to your Counsellor for review. Please print the Sign-Off Sheet and return the signed copy to your school.

**Note:** Speak to your Counsellor to discuss any changes that you wish to make to your Course Selections

Back to High School

**STEP 7: You must enter your parent/guardian email address when prompted. Your courses will not be submitted for approval by your guidance counsellor until your parent/guardian has approved your choices.**

**Submission Details**

! Email your parent/guardian so that they may confirm your selections

1 Step 1  
Add Courses

**Success**

Your course selections have been saved. Please print a copy to your school.

**Note:** Speak to your Counsellor for more information.

[Back to High School](#)

[Send Approval Email](#)

**Parent/Guardian Approval**

Please add a parent or guardian email below for us to share your course selection. Your parent/guardian will be asked to approve your course selections.

Parent/Guardian Email

[Send Approval Email](#)

**(Optional) Step 8: Students can also choose to print a copy of their course selections to be signed by a parent/guardian and submitted to guidance.**

### Submission Details


! Email your parent/guardian so that they may confirm your selections

1 Step 1  
Add Courses

2 Step 2  
Review Courses

3 Step 3  
Submit Courses

Send Approval Email



**Success**

Your course selections have been submitted to your Counsellor for review. Please print the Sign-Off Sheet and return the signed copy to your school.

**Note:** Speak to your Counsellor to discuss any changes that you wish to make to your Course Selections

Back to High School

Course Selections must be completed by:

March 1<sup>st</sup>



**DUE DATE**