



Course Selection Information



What Grade 10 students need to
know...

What do students need to graduate?

To obtain your Ontario Secondary Schools Diploma (OSSD), students must:

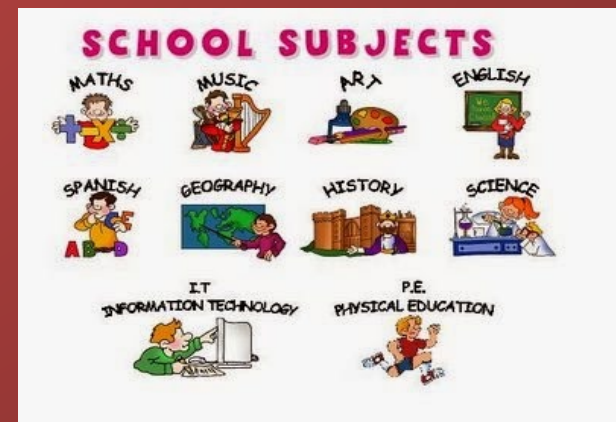
- 1) Successfully pass 30 credits (18 compulsory and 12 electives)
- 2) Complete the Provincial Literacy Requirement
- 3) Complete 40 hours of Community Service
- 4) Complete 2 online/eLearning courses – there is an option to opt out – see your Guidance Counsellor



What courses are compulsory?

- 4 credits in English (1 credit per grade)
- 3 credits in mathematics (1 credit in Grade 11 or 12)
- 2 credits in science
- 1 credit in Canadian history
- 1 credit in Canadian geography
- 1 credit in the arts
- 1 credit in health and physical education
- 1 credit in French as a second language
- 0.5 credit in career studies
- 0.5 credit in civics

[This Photo](#) by Unknown Author is licensed under [CC BY-SA-NC](#)



Plus one credit from each of the following groups:

- GROUP 1: additional credit in English, or **French as a second language,**** or a **Native language**, or a **classical or an international language**, or social sciences and the humanities, or Canadian and world studies, or **guidance and career education,***** or **cooperative education*****
- GROUP 2: additional credit in health and physical education, or the arts, or business studies, or **French as a second language,**** or **cooperative education*****
- GROUP 3: additional credit in science (Grade 11 or 12), or technological education, or **French as a second language,**** or **computer studies**, or **cooperative education*****

What is your pathway?



Apprenticeship Bound?

Why Choose an Apprenticeship?

You are interested in hands on learning (85% on the job training, 15% school). Jobs in the skilled trades pay well, are interesting, mobile and in demand.

How do I get there?

- Minimum grade 12 education (strong foundation in math, sciences and English).
- Polish up your resume: add SHSM, recent references, jobs, etc..
- Students find an employer to hire them right after they graduate
- Ask the employer if they are looking to take on an Apprentice
- Pre-apprenticeship programs available at college (gain valuable skills to prepare for apprenticeship).



College bound?

Why choose College?

You enjoy practical, hands-on experiences; smaller classes.
Career-focused, 1-to-4-year programs (certificates, diplomas, degrees).

How do I get there?

Students require their OSSD.

Must have grade 12 English (ENG4CI or ENG4UI) plus any other program specific requirements (ie. math, sciences, additional senior courses at college level or higher).

Degrees require university requirements.

Check out www.ontariocolleges.ca for program information.

Students apply electronically by Feb. 1st of their grade 12 year.



Community Living?

- Community Living students are working closely with their special education monitor to continuously build life skills by attending classes and volunteering their time within their community.
- Community Living students typically leave high school after a 7-year journey and are prepared to immerse themselves into daily living.

University bound?

Why choose University?

- You enjoy academic and theoretical learning.
- You are an independent, self-directed learner.
- You have specific career goals that require a university degree.

How do I get there?

- Students require their OSSD.
- Must have grade 12 English (ENG4UI) plus 5 other grade 12 U or M courses including program specific requirements.
- Check out ontariouniversitiesinfo.ca for program information and expected grade cutoffs.
- Students apply electronically by Mid January of grade 12.



UNIVERSITY OF
WATERLOO



Workplace bound?

Why choose Work?

- You want to develop employability skills and experience.
- Earn wages and explore careers.
- A number of workplaces provide employee training & courses.

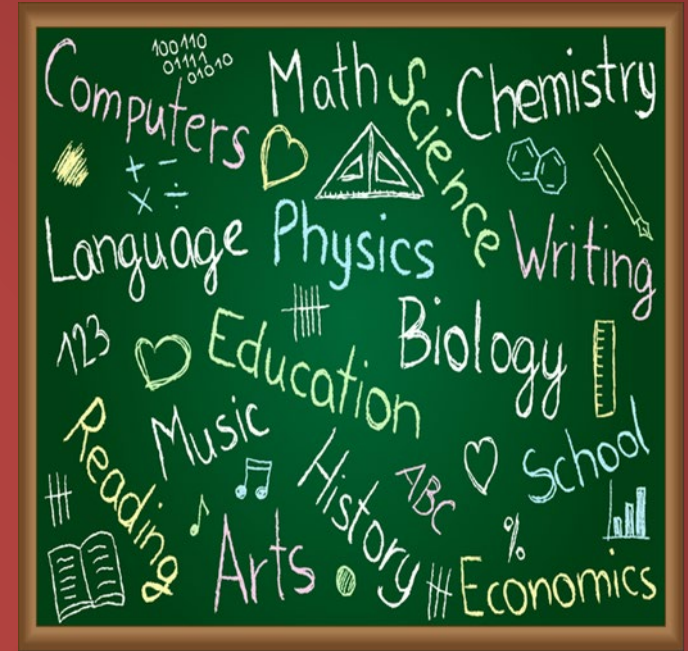
How do I get there?

- Students generally require their OSSD to join the workforce.
- Polish up your resume by adding part-time work, volunteering, SHSM, cocurricular and co-op opportunities throughout your high school career.

What courses will I need in grade 11?

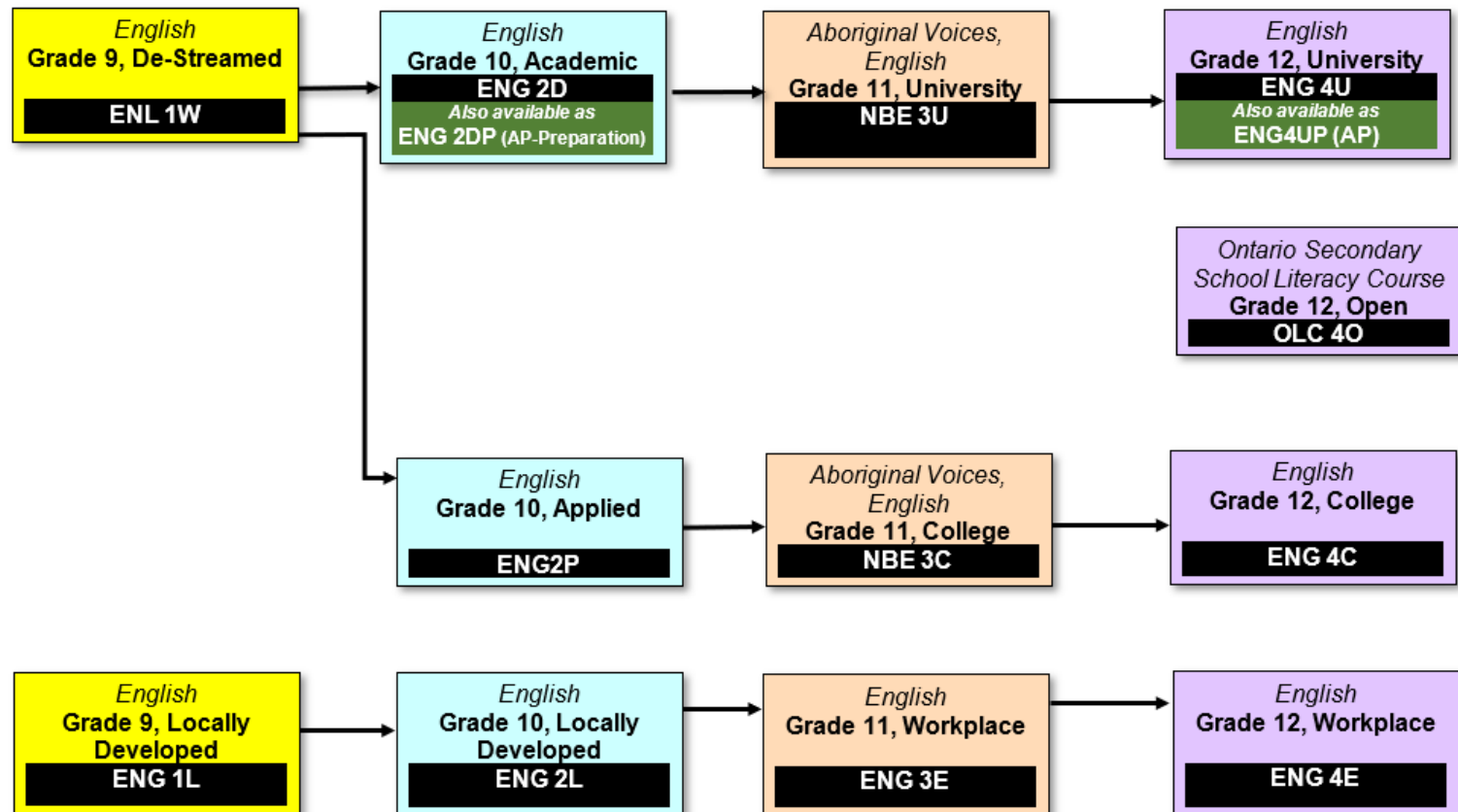
- **English** (college, workplace, university)
- **Religion** (open, university/college)
- **Math** (college, workplace, university, university/college)
- **Plus 5 Elective courses**

(are you on track to complete your groups 1,2 and 3 credits?)



Pathway through English

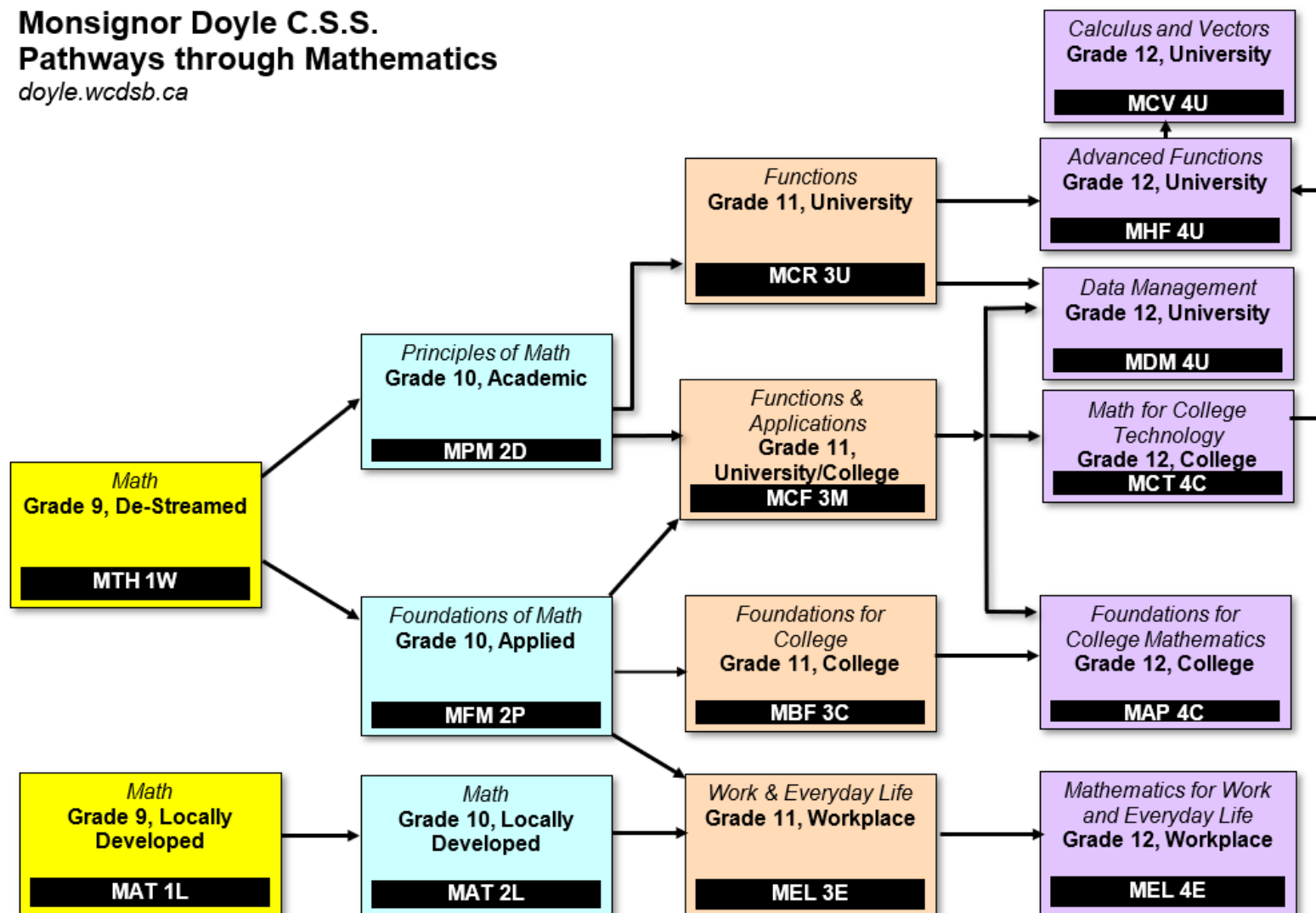
Monsignor Doyle C.S.S.
Pathways through English
doyle.wcdsb.ca



Pathway through Math

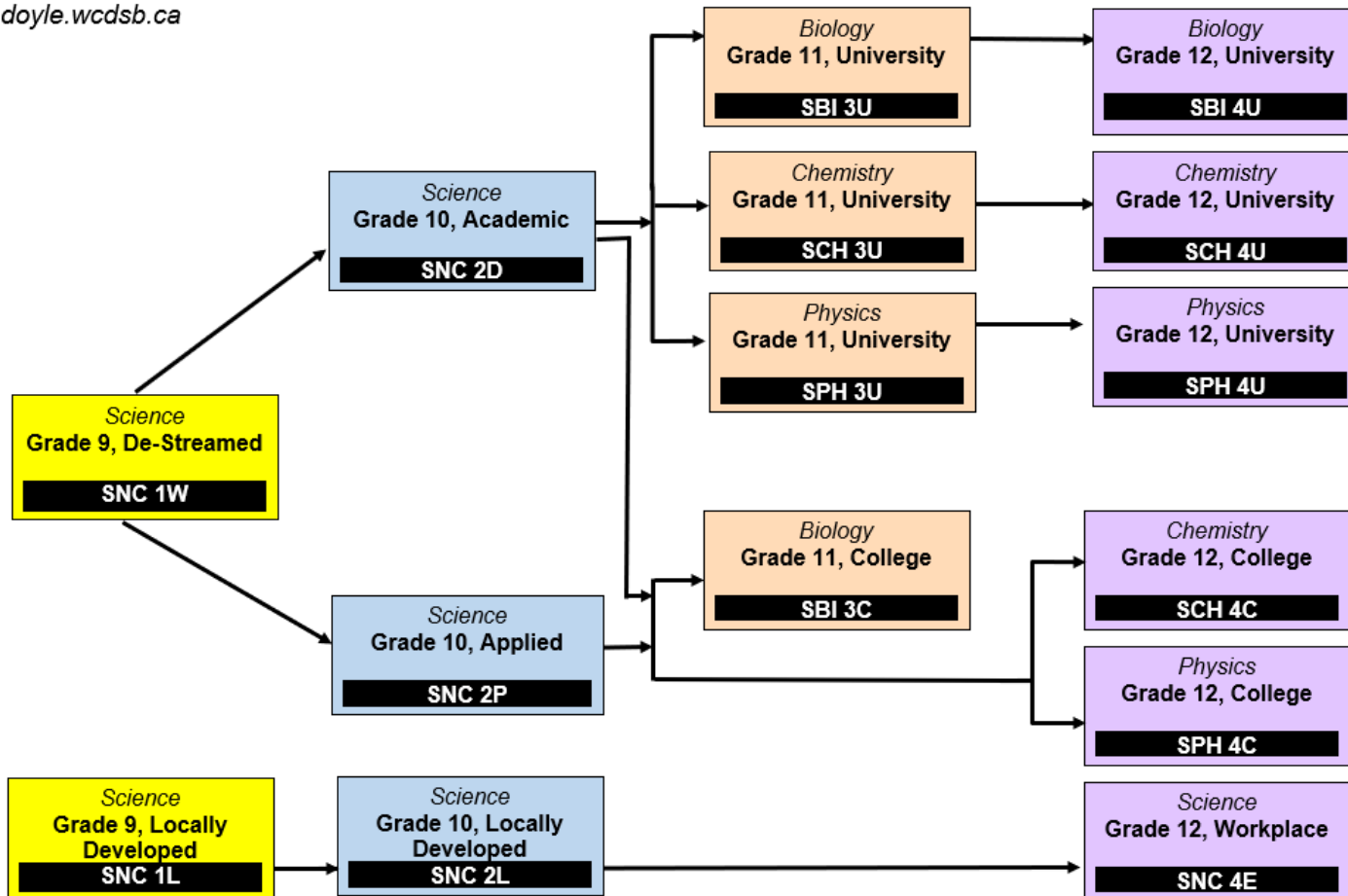
Monsignor Doyle C.S.S. Pathways through Mathematics

doyle.wcdsb.ca



Pathway through Science

Monsignor Doyle C.S.S.
Pathways through Science
doyle.wcdsb.ca



Considering CO-OP???

The CO-OP Program Selection Form

- Please go to the course selections section of the school website under the Guidance Tab to find the Co-op Program Selection Form.
- Click on the link called Co-op Program Selection Form and fill it out accordingly by answering all questions.

Provide 2 teacher names for references

- Please provide 2 teachers' names who would be able to say positive things about you taking co-op.
- Secondly, make sure to personally thank your two references for being prepared to answer questions about you in case they are contacted.



Earn a Red Seal on your diploma at graduation!

If you are choosing Co-op for next year, consider signing up for the Specialist High Skills Major Program to help you with your pathway planning. See your Guidance counsellor for more information.

Click on the link to learn more about experiential opportunities @ Doyle: [Experiential Learning Opportunities](#)



myBlueprint

Go to www.myBlueprint.ca

Or MyApps on the WCDSB website to begin your course selections



My Applications

Log In

Sign Up



Welcome Back

**CLICK
HERE**

School Account Log In



STEP 2: From the Dashboard, click on **Plan Courses**

Home

[Dashboard](#) [Tasks](#) [Class Activities](#) [Goals](#) [Portfolios](#)

Complete your IPP Tasks

Individual Pathways Plan (IPP) Tasks help you plan your education and career while earning points for prize draws.

[View All Tasks](#)

[Show Prizes](#)

High School • Plan

Plan Courses for Grade 10

100 points

High School Progress

Official High School Plan

28 credits until graduation



Course Selection is now open!

Not Submitted

Not returning next year?




[Plan Courses](#)

WHO AM I

Discover yourself

Who Am I surveys help you discover your learning and personality style, interests, and more



STEP 3: Add courses to your High School Plan.

Click on **+ Course** to select from courses at your school.

Official High School Plan
Course Calendar
View Plans

Your courses are **Not Submitted**

1 Step 1
Add Courses
2 Step 2
Review Courses
3 Step 3
Submit Courses

Review Course Selections

| Grade 9 Next Year | Grade 10 Plan Ahead | Grade 11 Plan Ahead | Grade 12 Plan Ahead |
|---------------------------|------------------------|------------------------|------------------------|
| + English | + English | + English | + English |
| + Mathematics | + Mathematics | + Mathematics | + Course |
| + Science | + Science | + Course | + Course |
| + Geography | + History | + Course | + Course |
| + Arts | + Civics | + Course | + Course |
| + Health and Physical ... | + Careers | + Course | + Course |
| + Course | + Course | + Course | |
| + Course | + Course | + Course | |

Graduation Indicator

Planned 0
Earned 0
Required 0/30
Total Credits 0
View Progress

Pathway Eligibility

Apprenticeship 0
College 0
University 0
Workplace 0

STEP 4: Click on **Review Course Selections** to review your chosen courses

Official High School Plan
Course Calendar
View Plans

✖ Your courses are **Not Submitted**

1 Step 1
Add Courses

2 Step 2
Review Courses

3 Step 3
Submit Courses

Review Course Selections

| Grade 9 Next Year | Grade 10 Plan Ahead | Grade 11 Plan Ahead | Grade 12 Plan Ahead |
|--|------------------------|------------------------|------------------------|
| English <small>ENG1D1 • 1 Credit</small> | + English | + English | + English |
| Foundations of Mathe... <small>MF1M1P1 • 1 Credit</small> | + Mathematics | + Mathematics | + Course |
| Science <small>SNC1D1 • 1 Credit</small> | + Science | + Course | + Course |
| Learning Strategies I - ... <small>GLS1O1 • 1 Credit</small> | + History | + Course | + Course |
| Dance <small>ATC1O1 • 1 Credit</small> | + Civics | + Course | + Course |
| Healthy Active Living ... <small>PPL1OM • 1 Credit</small> | + Careers | + Course | + Course |
| Food and Nutrition <small>HF1N1O1 • 1 Credit</small> | + Course | + Course | |
| Issues in Canadian Ge... <small>CGC1D1 • 1 Credit</small> | + Course | + Course | |

Planned ————— 8
Earned ————— 0
Required ————— 8/30
Total Credits ————— 8


View Progress

Pathway Eligibility

Apprenticeship ————— 2
College ————— 0
University ————— 0
Workplace ————— 0

STEP 5: Click **Submit Course Selections** to submit courses to your school

Review Courses

 Review your course selections before submitting. Once submitted, you can no longer make changes in myBlueprint.








Step 1
Add Courses

2 Step 2
Review Courses

Step 3
Submit Courses

Submit Course Selections

1 Review Course Selections

| | | |
|---|--|-----------|
|  | ENG1D1 English | No Issues |
|  | MF1P1 Foundations of Mathematics | No Issues |
|  | SNC1D1 Science | No Issues |
|  | GLS1O1 Learning Strategies I - Skills for Success in Secondary School | No Issues |
|  | ATC1O1 Dance | No Issues |
|  | PPL1OM Healthy Active Living Education | No Issues |
|  | HFN1O1 Food and Nutrition | No Issues |

Scroll to the bottom to add comments

2 Add Comments (Optional)

STEP 6: Click **Send Approval Email** to send your course requests to parent/guardian to approve them.


Submission Details

! Email your parent/guardian so that they may confirm your selections

1 Step 1
Add Courses

2 Step 2
Review Courses

3 Step 3
Submit Courses

Send Approval Email 

Success

Your course selections have been submitted to your Counsellor for review. Please print the Sign-Off Sheet and return the signed copy to your school.

Note: Speak to your Counsellor to discuss any changes that you wish to make to your Course Selections

Back to High School

STEP 7: You must enter your parent/guardian email address when prompted. Your courses will not be submitted for approval by your guidance counsellor until your parent/guardian has approved your choices.

Submission Details

! Email your parent/guardian so that they may confirm your selections

1 Step 1
Add Courses

Success

Your course selections have been saved. Please print a copy to your school.

Note: Speak to your Counsellor for more information.

[Back to High School](#)

[Send Approval Email](#)

Parent/Guardian Approval

Please add a parent or guardian email below for us to share your course selection. Your parent/guardian will be asked to approve your course selections.

Parent/Guardian Email

[Send Approval Email](#)

(Optional) Step 8: Students can also choose to print a copy of their course selections to be signed by a parent/guardian and submitted to guidance.

Submission Details


! Email your parent/guardian so that they may confirm your selections

1 Step 1
Add Courses

2 Step 2
Review Courses

3 Step 3
Submit Courses

Send Approval Email



Success

Your course selections have been submitted to your Counsellor for review. Please print the Sign-Off Sheet and return the signed copy to your school.

Note: Speak to your Counsellor to discuss any changes that you wish to make to your Course Selections

Back to High School

Course Selections (and co-op forms) must
be completed by:

Friday, March 1st, 2024



DUE DATE